

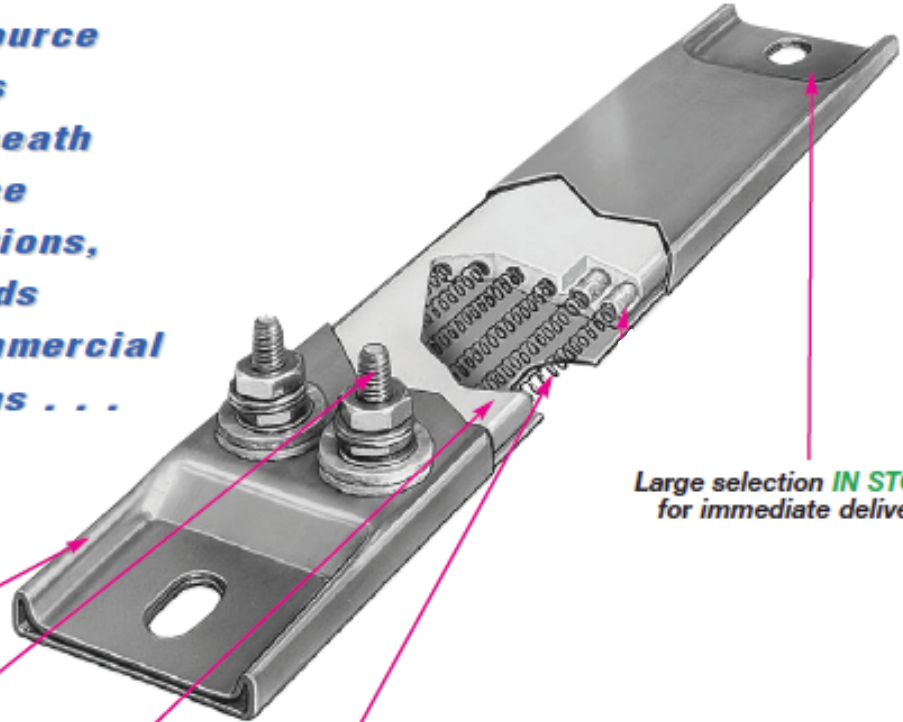
Strip Heaters



Ceramic Insulated

CHANNEL STRIP HEATERS

**A Reliable Heat Source
with Seamless
Stainless Steel Sheath
For Flat Surface
Mounting Installations,
Used in Hundreds
Of Industrial and Commercial
Heating Applications . . .**



Large selection **IN STOCK**
for immediate delivery

A zinc sheet

sheath provides the best combination of physical strength and resistance to high temperatures

B

threaded screws are standard and are securely fastened. Various termination configurations and options are available.

C

Specially selected and designed ceramic insulator houses the resistance wire coil, insulating it from the outer sheath.

D

Helically wound resistance wire coil made from nickel-chrome wire is evenly stretched and precisely strung through the ceramic insulator, providing uniform heat. Resistance wire is then mechanically connected to screw terminals or lead wires for a strong positive joint.

Typical Applications

- ➔ Ovens
- ➔ Hot Plates
- ➔ Dies
- ➔ Molds
- ➔ Drying
- ➔ Melting
- ➔ Baking
- ➔ Incubators
- ➔ Platens
- ➔ Food Warmers
- ➔ Welding Preheating
- ➔ Air Heating
- ➔ Sealing Bars
- ➔ Thermoforming
- ➔ Tank Heating



Note: Channel Strip Heaters are available with fins for air heating applications.



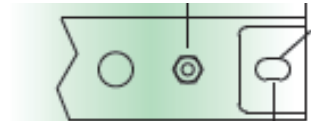
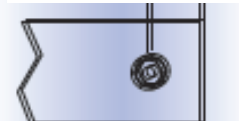
Screw Terminal Terminations

Type T1 • 10-32 Screw Terminals at each end

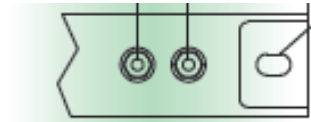
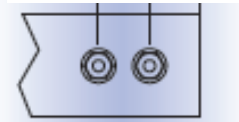


No Mounting Tabs

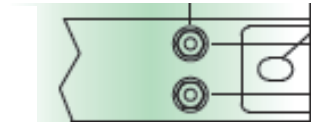
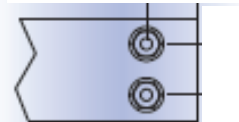
With Mounting Tabs




Type T2 • 10-32 Screw Terminals (Tandem) at one end



Type T3 • 10-32 Screw Terminals (Parallel) at one end



Type T4 • 10-32 Screw Terminals offset at one end



10-32 Screw Terminal Height



Lead Wire Terminations

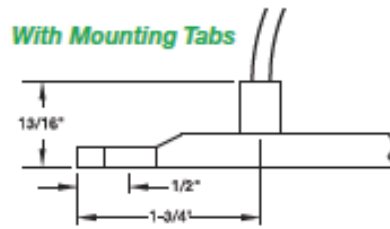
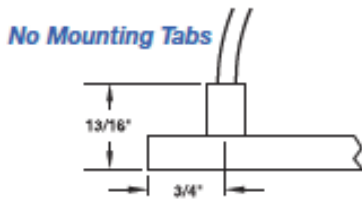

Type L Flexible lead wires exit from end of heater. 10" long leads standard; if longer leads are required, specify. Recommended only for tight quarters or where flexibility of the lead wire is required.

Maximum Amps: 10 at 240VAC **Maximum Volts:** 480



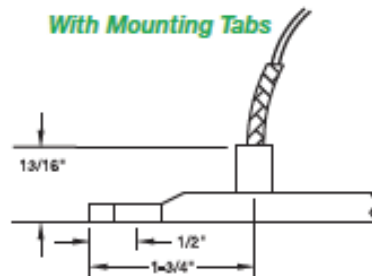
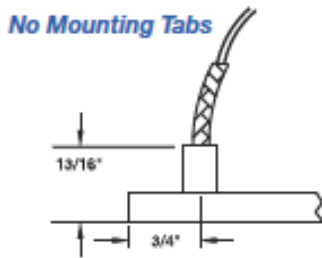
Type L1 Flexible lead wires exit from top of heater. 10" long leads standard; if longer leads are required, specify.

Maximum Amps: 10 at 240VAC **Maximum Volts:** 480



Type W1 Wire braid provides strength and protection to the lead wire insulation, offering sharp bending not possible with armor cable. 10" of wire braid over 12" long leads is standard; if longer leads or braid are required, specify.

Maximum Amps: 10 at 240VAC **Maximum Volts:** 480



Type W2 Stainless steel braid over each lead wire offers sharp bending not possible with armor cable, as well as abrasion protection. 10" long leads standard; if longer leads are required, specify. Not available on heaters with tabs.

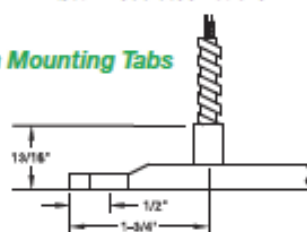
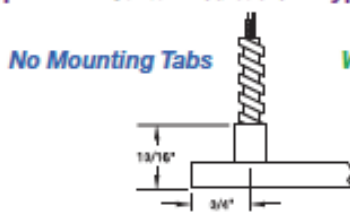
Maximum Amps: 10 at 240VAC **Maximum Volts:** 480



Type R1 Armor cable provides strength and prevents contamination from getting into the heater. 10" of armor over 12" long leads are standard; if longer leads or armor are required, please specify.

Maximum Amps: 10 at 240VAC **Maximum Volts:** 480

Type R1A: Galvanized cable **Type R1B:** Stainless steel cable



CONTINUED →

Strip Heaters



Terminations

Lead Wire Terminations

Continued from previous page...

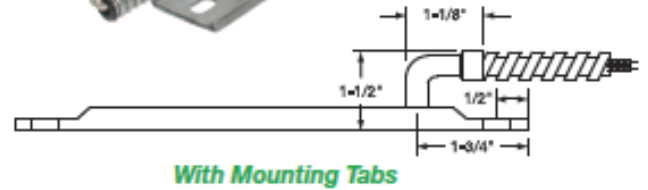
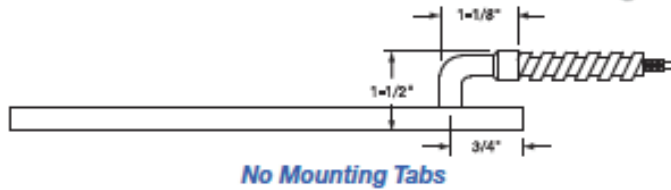

Type R2 Right-angle armor cable prevents contamination from getting into the heater. 10" of armor over 12" long leads is standard; if longer leads or armor are required, please specify.

Maximum Amps: 10 at 240VAC **Maximum Volts:** 480

Type R2A Galvanized cable

Type R2B Stainless steel cable

Type R2C Elbow and leads only (no cable)



Terminal Protection

Type P High-Temperature Quick Disconnect Plug. If armor protected lead wires are required, specify armor and lead length. Available on 1-1/2" wide heaters only.

Maximum Amps: 10 at 240VAC **Maximum Volts:** 250

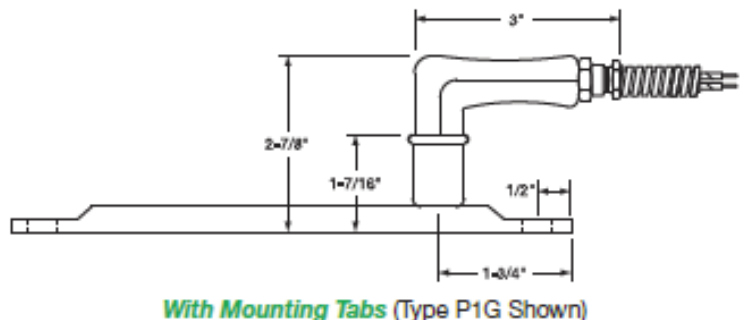
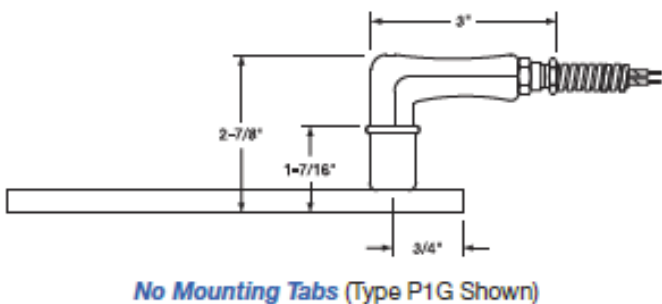
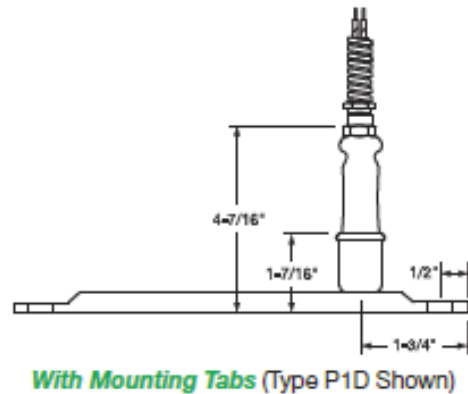
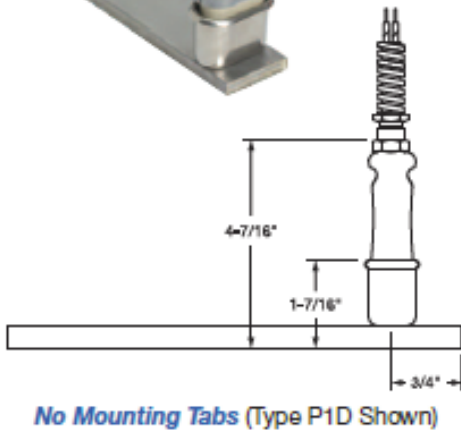
Type P1A Cup only (UT900)

Type P1B Cup and straight plug (H900)

Type P1C Cup and 90° plug (HW900)

Type P1D Cup, straight plug and galvanized cable

Type P1G Cup, 90° plug and galvanized cable



FINNED STRIP Heaters

Ceramic Insulated Finned Strip Heaters

HSCO **Finned Strip Heaters** are extremely efficient and dependable as a heat source for hundreds of industrial and commercial applications. They are used for both forced (mounted in a duct) and natural convection air heating (mounted at the bottom of cabinet type ovens).

The Finned Strip Heater's basic design consists of a helically wound resistance coil placed in a specially designed ceramic insulator. The resistance coil is mechanically connected to the screw terminal for positive connection. Stainless steel rectangular tubing is used to house the heater assembly. All remaining voids are filled with high purity magnesium oxide to increase thermal conductivity and dielectric strength.

Typical Applications


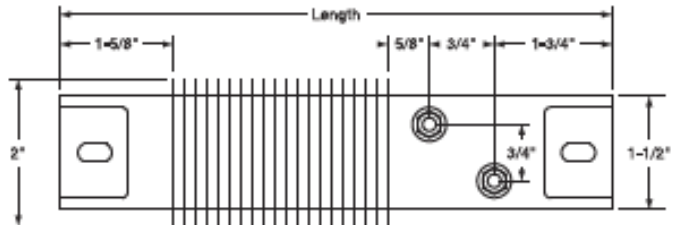
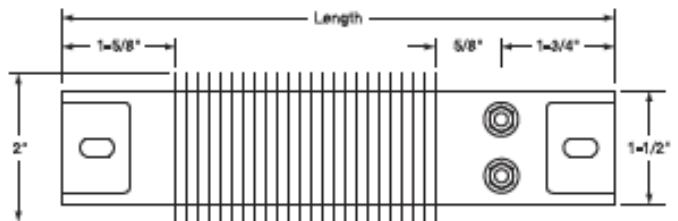
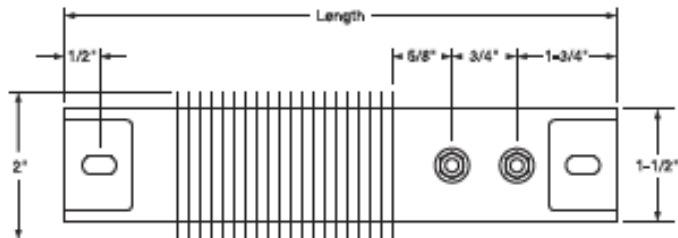
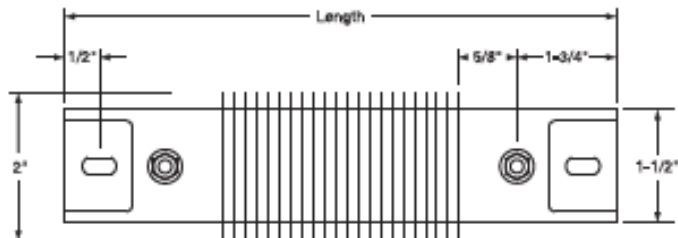
- Duct Heating
- Space Heaters
- Drying Ovens
- Food Warmers
- Dehumidifier
- Shrinking Tunnels
- Air Heating
- Heat Curing

Nickel-plated steel fins (Stainless Steel optional) are mounted to the rectangular tubing. The fins have been specially designed to provide maximum surface contact for good heat dissipation into the finned cross sections, thus resulting in rapid heat transfer to the air.


HSCO Finned Strip Heaters are manufactured in a full line of standard sizes, electrical ratings and terminations, or can be made to your specifications.

Design Features


- * Rugged, Durable Construction
- * Stainless Steel Sheath
- * Nickel-Plated Steel Fins (Stainless Steel Optional)
- * Various Terminations
- * Trouble-Free Installation
- * Various Sizes in Stock



Type T1



Type T2



Type T3



Type T4

Fin Height